

Brita TV Unit



In order to plan the correctly-integrated TV Unit into your living space, the existing furniture and layout should be considered as the basis to double the pleasure from viewing movies and TV and create a stylish focal point.

Modular and stylish TV units

If your TV space is positioned in your living room, it pays to think in different perspectives.. In addition to activities such as chatting and reading, it is necessary to work out a suitable layout with options that solve the television area issue within a single product. The smart choice here is the designs that serve as bookcases and display cabinets simultaneously. In scenarios where the television is positioned in a separate room, a solo TV unit can be opted for. If the wall will be added into the setting, an extra storage space shall be reserved with modular shelving systems or wall-mounted, vertical cabinets.



USE OF ACCESSORIES

Accessories elegantly complement the TV units' comfort and aesthetics-oriented lines with a choice of materials and colours inspired by trends.

Form, function, and aesthetics are an inseparable whole in TV units.



SOLID TV UNIT

The wide shelves and cupboards make for excellent storage space while the wooden texture and black detailing make watching TV extra enjoyable.



LORENA TV UNIT

The detailing in the designs stand the unit out and add character to the room.



ARORA TV UNIT BOTTOM

W: 921 mm
D: 476 mm
H: 536 mm

TV UNITS

Solid

The Solid TV Unit which is a part of the Solid Collection combines the natural look of wood with the sporty and powerful style of metal and is made up of different modules. The TV unit which offers space for storage and display with enough room for books, decorative ornaments, technological devices, dinner sets, and much more. The most suitable products can be picked in line with the size of your room among the modules with their different designs.

PERSONALISE YOUR STYLE

You can use the Solid TV Unit with these below mentioned pieces:



ALTERNATIVE SCENARIOS FOR USAGE


The modular unit pieces can be mounted to the wall doubling viewing pleasure by offering different uses.



The Solid TV Unit goes perfectly with the sofa set and dining room set in the same collection meaning you can use it alone or with other pieces in this group. You can come up with the best setting for your room using Solid's functional modules.



Timeless, sporty, and stylish... The Solid TV Unit
is at once a practical and decorative piece that you
can include in your living spaces.



FOR MORE INFO



DOGTAS.COM

TV UNITS

Gold

The Gold TV Unit brings together the modern concept of luxury with aesthetic lines and a stylish design, taking its elegance from its gold detailing and turns watching TV to an enjoyable experience.

The Gold TV Unit is a quite natural design that is a bit minimalist and yet quite bohemian.. The way its doors and surfaces are designed gives the impression as if that it is made from blocks. As for turning it into a geometric game, that's in your hands. Matt-coloured, prismatic accessories will set off the effect created by the golden glimmer that gives the set its name. The rounded handles serve to soften the unit's sharp lines. Gold's design also brings an aesthetic solution to storage. You can combine it with seating units, displaying more modern lines.



Brita 3-Seater Sofa



Allegra Armchair

PERSONALISE YOUR STYLE *Use it together with these pieces:*



GOLD COFFEE TABLE

Part of the same series, this piece's style and texture complete the unit.

LEATHER 3-PIECE PENDANT LAMP

Accentuate its stylishness with this striking lighting set.



LUCCA PLUS CORNER SOFA

Creates a layout that complements its stylish functionality.



FOR MORE INFO

 [DOGTAS.COM](https://www.dogtas.com)

Seating units should be placed directly across from the TV unit. This setting can be complemented by a comfy corner sofa, portable and modular coffee tables, and dual function side tables.





MODULAR SYSTEM

Piero's modular structure combines functionality with the TV unit as well. The dark walnut used in the unit's main body and doors, the metallic brown bronze in the handles and legs, and the Terni travertine pattern unique to Doğtaş used in the top shelf strengthen the harmony of walnut and brown bronze.


PERSONALISE YOUR STYLE

ALTERNATIVE SCENARIOS FOR USAGE

Combining modest touches with clear-cut lines, the Piero TV Unit has top and bottom modules that allow different usage scenarios and more effective use of the existing space. You can use Piero with lighting and accessories that highlight its modern and sporty lines.



Leather Lamp



Red and Dark Blue
Cube Object

Piero TV Unit Bottom Module Two-Door



The Diamond TV Unit consists of a top and bottom module. You can position the two top modules which are offered in 2 pieces, as you wish. You can display your favourite accessories in vertical modules animated with black glass and geometric forms.

Diamond

PRACTICAL AND STYLISH

You won't want to give up the ambience the Diamond TV Unit brings to your home. A wide usage area, handles and geometric detailing that emphasise aesthetic look, fine golden lines, and elegant legs are all part of Diamond' style. The pieces can be mounted on the wall and you can place them either symmetrically or side by side, doubling your viewing pleasure.

PERSONALISE YOUR STYLE

Highlight the Diamond TV Unit's noble and stylish look with shiny gold accessories.



Starfish
Marble Box



Cubic Object



Weathered Frame



Dark Amber
Wooden Lid Candle



Eye Design
Decorative Object

The Nicole TV Unit's square shaped top module and the cupboards within its bottom module increase its functionality.





TV UNITS

Nicole

The Nicole TV Unit is one of the pieces that best reflects the elegant, modest, and timeless style of the Nicole Collection. The top and bottom modules makes the TV unit both practical and decorative making it so much more than a piece of furniture for placing the TV on. The TV unit is complemented by the light-coloured furniture's bronze handles, shelf supports, and legs, and the detailing adds to its elegance. The top module is a shelf for displaying books and accessories.

PERSONALISE YOUR STYLE

Use the Nicole TV Unit to add your modern and feminine décor a more stylish look. Accentuate Nicole's simplicity with striking colour tones.



Nicole TV Top Module Narrow



Dark Wood Wooden Lid Candle and Room Fragrance



Tonia Carpet




Nicole Modular TV Bottom Unit

ALTERNATIVE SCENARIOS FOR USAGE

Adding beauty to living spaces with its timeless and modest lines, the Nicole TV Unit's bottom modules can be put to different uses.



The Frame TV Unit's 90-cm wide bottom module is ideal for small spaces. The choice for those intending to expand their existing TV unit. Made entirely of wooden materials, the product's modest design and storage space make it a practical solution. The TV unit's open shelf top module offers a retro look with its plane oak coloured cupboard doors while its modest and minimalist style creates a practical display area.



Frame

SIMPLE AND PRACTICAL

Meet the Frame TV Unit Set, a successful choice to bring the plain, minimal and retro spirit of Scandinavian style decoration to living spaces. The stylish TV unit, which can be considered for the living room or living room, is praised with its handle free and plain oak colour cover design that reflects the natural effect of wood. The unit's display and storage areas also offer practical functionality.

PERSONALISE YOUR STYLE

HOW TO USE IT

You can complement the Frame TV Unit with ceramic and glass accessories in soft tones that speak to its modesty



Artsy Object



Square Lid Vase



Large Wooden Clock



Hilda Corner Sofa



Mayer Dafne Varna
TV Unit

NEW

The Mayer Dafne TV Unit combines off white and wood colours. Its top module stands out with its modest and minimalist design while carrying the natural and cosy spirit of wood into your living spaces.

The Mayer Dafne TV Unit's top module increases the unit's functionality with its cupboard, drawer, and shelf spaces. You can use this model which brightens up the room with its light colours together with other modules in the series should you wish to do so.

Mayer~Mayer Dafne Varna

HIGHLY ATTRACTIVE

The Mayer Dafne Varna TV Unit has extremely modest lines. These lines transform it into a modest yet attractive design object. Adding the perfect harmony of wood and white completes the design's perfection. One can use both Mayer and the the series' newcomer Mayer Dafne with their timeless designs to fashion a décor in the country cottage or Scandinavian style.

PERSONALISE YOUR STYLE

HOW TO USE IT

You can create a layered tone effect based on the Mayer TV Unit's light colour or make use of the opposites attract perspective by using the darkest tones on the the colour chart. No matter what kind of atmosphere is that you desire...



TV UNITS

Toscana

The Toscana TV Unit is a stylish model that complements the décor of the living room in this line with its elegant and natural designs echoing the country style. The moonstone used in the main body and the doors and the careen coloured TV unit brighten up the décor.

PERSONALISE YOUR STYLE

COLOUR SUGGESTION

You can use the Toscana TV Unit in front of walls in these colours and together with these below mentioned pieces:



LIGHT GREY



BAMBOO LEAF



BROWN PAPER BAG



Toscana TV Unit Top Module Glass Door



Alicia Vase



Cakra Medium and Small Vase

Seneca Mink Carpet

Making the textile and slatted doors its own style, the Toscana TV Unit and its equally practical and stylish modules bring the TV space you always dreamed of into reach.



FOR MORE INFO

 [DOGTAS.COM](https://www.dogtas.com)





The Marquetry TV stand could easily be the décor's focal point all by itself!



TV UNITS

Logan

Continuing the collection's bold line, the Logan Marquetry TV Unit raises the dose of luxury with its use of marquetry in the unit's front panel. You can create a more balanced look by creating a set out of the TV unit with its top, bottom, and side modules and a seating group with modest lines and calm colours.

PERSONALISE YOUR STYLE

Decorate the strikingly elegant and cool Logan Marquetry TV Unit with accessories and lighting in the same vibe!



Luxury Clock




Black Vanilla Room Fragrance and Candle



Iriana Lamp




Abstract Gold Object



Hittite Vase



The different size options for the Likya TV Unit's bottom module allow you to make effective use of narrow living spaces.



The wooden décor pesaro walnut and cotton latte panel colours work perfectly with the other pieces in the collection.

TV UNITS

Likya

The specially designed modules have plenty of storage space making the Likya TV Unit as functional as it is stylish with its refined design and elegant lines. Made up of six different modules, the Likya TV Unit catches an unrivalled harmony with the walnut and cream panel tones used in its design. The different size options for the bottom module allow you to make efficient use of narrow living spaces.

The Display-Cabinet-Bookcase module raise the functionality to the peak with its many uses.



TV UNITS

Larina

Blending an aesthetically pleasing look with a stylish design, the Larina TV Unit turns watching TV from routine into fun. Echoing the collection's original design lines and stylish detailing, the TV unit consists of top and bottom modules that offer convenient storage space. The geometric shapes of the top modules which offer different alternatives work in perfect harmony. The upper modules, manufactured by using covered compartments and shelves, offer a wide area for the items you want to display and store. The bottom module comes in a choice of two sizes and each offers you two cupboards, one drawer and a shelf. The collection's signature colour of cloud white works in striking contrast with the matt black metal legs. The gold detailing on the legs speaks to timeless stylishness and elegance.

PERSONALISE YOUR STYLE

Coffee tables with and without drawers, round side tables, and square nesting tables are functional and stylish pieces for different uses. Use the right pieces to complete your space and meet your needs.



Larina Round Side Tables

Larina Square Nesting Table



Larina Rectangular Coffee Table






FOR MORE INFO



[DOGTAS.COM](https://www.dogtas.com)



The unit's top module includes cupboards to meet the need for extra storage space. You can buy the Nova TV Unit together with its bottom modules.

Reflecting the nobility of walnut, the main body is complete with linen patterned doors. Nova is made look richer by such refined details as cupboard handles in black and copper tones, and offers flawless cohesion.



The top module is fashioned as bookcase so you can use the TV unit and bookcase in a single space. The bookcase module has two cupboards and two open compartments each with a shelf and complements the décor in living spaces with its stylish design.

With the bottom module of 160 cm high, it is a stylish and practical piece for any living space. You can complete the unit, which offers practical use with its special areas in the form of drawers and shelves, with the upper modules of the series.



TV UNITS Nova

Taking its energy and its inspiration for the design from nature, the Nova Collection's TV unit with its modular structure offers practical solution for living spaces of different sizes. Bringing stylish and modern solutions to small areas, it also creates alternative use areas for larger rooms.

You can personalise the Nova TV Unit and create an enjoyable television corner for yourself in your living room. Its functional modules are ideal for tidying up and displaying decorative objects. The collection includes alternative television stands as well as cupboards and shelves and top modules like the bookcase allowing you to combine the pieces you wish to meet your needs and tastes.



TV UNITS

Lorenta

The noble look of the Lorenta TV Unit instantly changes the feel of living rooms. The product's design is accentuated by the profiles in the cupboard doors and drawers, the etched glass doors, the slender legs, and the gold detailing. The unit's equally stylish and practical modules complete Lorenta, which reflects the modern-country style in its design. The modules work in perfect harmony and you can arrange them as you want, combine them, and create a unit just for yourself.

Pieces that complement the collection's stylishness



Lorenta Wide Display Cabinet



Lorenta Pouf



Lorenta Floor Lamp



Lorenta Mirror



Lorenta TV Unit TV Top Module




Lorenta TV Unit Bottom Module 180 cm

The unit's cupboard top module, stylish etched glass door, and elegant design set it apart. You can combine this stylish piece designed for storage with other modules in the series.





The Lorenta TV Unit's 150-cm wide bottom module makes creating stylish and practical combinations easy. The product's drawers allow the user to store your things while the wide top surface offers plenty of room for the television and accessories.

With each of its modules flawlessly designed, Lorenta brings the modern-country style into your living spaces.



The gold plating on the handles and legs add a small but impressive touch to the design. The Brita TV Unit continues to increase its functionality with its use of cupboard doors.



FOR MORE INFO



DOGTAS.COM



TV UNITS

Brita

The Brita TV Unit's modular structure reveals its functionality. One of the smartest solutions for small spaces, the model's alternative use options make things easy. The different sized modules included in the Brita TV Unit allow the user make the right choice for different sized spaces.

The Brita TV Unit has four modules that each come in three different sizes. The top and bottom modules in different sizes and styles successfully meet the needs of every living space. The drawers and shelves in the modules are great for displaying ornaments or hiding unwanted objects to be displayed.



TV UNITS

Arora

The Arora TV Unit is one of the most special pieces in the Arora Collection and its modular structure turns heads! This modular structure enables the living space gain a neat and tidy appearance. The Arora TV Unit's meets the expectations completely thanks to its alternative ways for usage.. It offers extra compartments for small spaces and new ways of use for large spaces and works perfectly in any sitting room.

You can use the Arora TV Unit with these below mentioned pieces which complement its style:



Zeus Black Vase



Alto Pouf




West Pouf



ALTERNATIVE USAGES

With all its design features, the Arora TV Unit Set adds innovation, comfort, and modernity to your life and lends itself to different usage scenarios.





You can adjust the Arora TV Unit's alternative top and bottom modules to best suit your needs. Arora brings modernity and adds a small but effective touch to its design with its smoke-coloured, geometrically-shaped handles.

With six top modules including one with a glass door, the Arora TV Unit lets you get creative and reflect your own style. You can display your accessories with these modules and create new designs. The bottom modules come in three different sizes with room to store your stuff which takes up too much space. With all its design features, the Arora TV Unit adds innovation, comfort, and modernity to your life.



Mayer Dafne Varna TV Unit

FOR A SERENE AND COMFORTABLE TV AREA 10 SUGGESTIONS

- 1 _ Modular systems are the ideal solution for designing a TV area in line with your measurements and cupboard needs.
- 2 _ If it is possible to set aside a special spot for the television in the main living space, keeping this spot away from the crowd and decorating it in restful colours and as simplistic a décor as possible will provide both visual and mental relief.
- 3 _ Choosing TV units with bookcases or drawers or cupboards will help keep the room neat and tidy.
- 4 _ If the TV unit is planned to be an extension of the living space, it should reflect the overall style and match with the décor as a whole. For example, you could choose products with textures that parallel the dominant colours in the room or wooden furniture.
- 5 _ The minimum depth for a TV stand in a normal sized room should be 40 cm and the height should not be lower than 70 cm. The length should not be lower than 120 cm and no longer than 160 cm.
- 6 _ Long chairs and seating systems that turn into beds make an ideal solution for a comfortable TV space.
- 7 _ Küçük salonlarda, yüksek ayaklı ve derinliği fazla olmayan ürünler kullanılarak alan kayıpları önenebilir.
- 8 _ For the focus to be on the TV, the wall colour behind the TV unit and the accessories placed on the shelves should be chosen as such they shall not be distractive.
- 9 _ For extra comfort and convenience pouf chairs that can double as coffee tables can be opted for.
- 10 _ For extra comfort and convenience pouf chairs that can double as coffee tables can be opted for.



ARIS POUFFE COFFEE TABLE
W: 925 mm D: 925 mm Y: 435 mm

Free spirited complementaries: Coffee Tables+Poufs

Among the most functional pieces in your home, coffee tables add value to style and enrich the atmosphere like all the textures used in the room.

CHOICE

Coffee tables share a direct bond with the other pieces in the room. That is why they must be suitable and functional. The key point here is to set the correct balance of size, shape, and colour. The shape of round coffee and side tables makes them functional for any arrangement. Round models are also a safe choice for homes with little children. Creating a set with side and nesting tables is a classic choice. That kind of set works best with wide sofas and large living rooms. Filling the space with small table sets in open-plan living spaces can be a functional solution. Table clusters add functionality to spaces when the household consists of many people. Small and lightweight options placed at the ends of sofas make for practical use.

USAGE

Arranged correctly, a coffee table will make the room richer and support its style. You can use different heights and textures to gain space and add functionality. Just like all the textures used in the room, coffee tables add value to the style. Different wooden textures can be combined on the same surface. Glass surfaces and mirror detailing will turn the table to a more glamorous one by adding reflection and

sparkle. One should pay attention to the style's prominent detailing to blend all these textures correctly. If using a coffee table made entirely of wood, then choosing different textures or colours for the side tables would be better.

DECORATION

- If all the accessories on top of the coffee table are of the same height, they create a boring and monotone look. You should choose differing heights and sizes.
- The elements used on the coffee table should not exceed the eye level and block eye contact when sitting down.
- Creating clusters of two elements at the most is best so as not to give a cluttered impression.
- Fresh flowers break up the vagueness on a large coffee table and add motion. Small potted plants create the same effect. One should be careful not to overcome the table's dimensions.
- Stacking books on top of one another is a practical way to add volume to the coffee table.
- You should consider the size of the table when using accessories such as bowls, vases, ornaments, and candles. For example, a shallow and wide bowl will fill up the surface of a large coffee table.



Lutie Patterned Side Table



Galeres Coffee Table Set



Piero Pouffe Coffee Table Set



Juno Coffee Table



PIERO SIDE TABLE
W: 400 mm D: 400 mm Y: 520 mm



ARON COFFEE TABLE
W: 900 - 640 - 440 mm D: 900 - 640 - 440 mm
H: 528 - 454 - 391 mm



GOLD COFFEE TABLE
W: 900 mm D: 900 mm Y: 384 mm
GOLD SIDE TABLE
W: 500 mm D: 500 mm Y: 504 mm



ATUM COFFEE TABLE
W: 694 mm D: 519 mm Y: 439-439-507 mm

coffee tables

Coffee tables can give you an additional functional area in the living room when you calculate its proportions according to its shape and height. What's more, it is a substitute that not only complements the décor but also brings order. It ensures that the things you want are always at hand. It's best to consider below points in terms of the alignment between sofa and coffee table:

- Using a bare wood model in front of a light coloured sofa will make it easier to focus on the coffee table.
- A rectangular sofa should be 1/3 the height of the sofa which it's in front of and long enough to cover the entire front of the sofa. This is also valid for oval-shaped models.
- Round or square coffee tables are best used with corner sets. Nesting tables should be higher than the sofa they are used in front of.
- A coffee table should be at least 35-45 cm away from the sofa. This makes it easy to reach. It should be 2-3 feet from other furniture.



AURA COFFEE TABLE LARGE - SMALL
W: 700 - 1030 mm D: 700 - 1030 mm Y: 326 - 401 mm



FRAME COFFEE TABLE
W: 900 mm D: 900 mm Y: 378 mm



VALERI COFFEE TABLE - NATURAL WALNUT
W: 980 mm D: 380 mm Y: 1160 mm



ARORA COFFEE TABLE
W: 1300 mm D: 700 mm Y: 457 mm



LILITH COFFEE TABLE
W: 1390 mm D: 860 mm Y: 453 mm



LORENTA COFFEE TABLE
W: 1150 mm D: 700 mm Y: 387 mm
LORENTA SIDE TABLE
W: 490 mm D: 424 mm Y: 450 mm



BRITA SQUARE COFFEE TABLE
W: 900 mm D: 900 mm Y: 418 mm
BRITA RECTANGULAR COFFEE TABLE
W: 1300 mm D: 750 mm Y: 418 mm



LILITH SIDE TABLE
W: 860 mm D: 376 mm Y: 620 mm



NOVA RECTANGULAR COFFEE TABLE
W: 1200 mm D: 650 mm Y: 443 mm
NOVA ROUND COFFEE TABLE
W: 600 mm D: 600 mm Y: 510 mm



LARINA OVAL COFFEE TABLE
W: 1200 mm D: 700 mm Y: 393 mm



LOGAN RECTANGULAR COFFEE TABLE
W: 1200 mm D: 602 mm Y: 384 mm



LOGAN SQUARE COFFEE TABLE
W: 902 mm D: 902 mm Y: 384 mm



NICOLE RECTANGULAR COFFEE TABLE
W: 1200 mm D: 700 mm Y: 440 mm
NICOLE SIDE TABLE
W: 450 mm D: 450 mm Y: 515 mm



The Likya Coffee Table offers a functional solution to daily living needs with its serving tray.



LIKYA COFFEE TABLE
W: 1112 mm D: 690 mm Y: 382 mm



NOVA COFFEE TABLE
W: 1238 mm D: 740 mm Y: 400 mm



TOSCANA COFFEE TABLE
W: 1158 mm D: 709 mm Y: 428 mm

with drawers coffee tables

Bound to be the favourite in small homes as a functional choice for creating extra storage space.

An ideal solution for keeping all the stuff you need such as glasses, remotes, mobile phones, chargers, books and magazine neat and tidy and out of sight in the living room or sitting room.



ARORA COFFEE TABLE
W: 1200 mm D: 850 mm Y: 432 mm



MAYER COFFEE TABLE
W: 1000 mm D: 700 mm Y: 365 mm



DIAMOND COFFEE TABLE
W: 896 mm D: 896 mm Y: 378 mm

DIAMOND SIDE TABLE
W: 500 mm D: 500 mm Y: 558 mm



LARINA COFFEE TABLE
W: 1128 mm D: 728 mm Y: 434 mm



GIFT COFFEE TABLE
W: 1238 mm D: 600 mm Y: 536 mm

GIFT SIDE TABLE
W: 564 mm D: 564 mm Y: 560 mm

PERSONALISE YOUR STYLE

1. DRAW ATTENTION

A correctly arranged coffee table with stylish presentation can really stand out in a room.

2. MIX THE TEXTURES

Mix and match different textures when using coffee tables as the lead role in chat or personal leisure corners. For example, Combining glossy lacquer with wooden legs or using glass surfaces with matt metal legs will create balance. If you're using a coffee table made entirely of wood, choose different textures or colours for the side tables.



TOSCANA COFFEE TABLE
W: 1158 mm D: 709 mm H: 428 mm



ARORA 2-PIECE NESTING TABLE
MARBLE-COTTON
W: 551 mm D: 542 mm Y: 354 mm



LENA 3'PIECE NESTING TABLE
W: 400 mm D: 400 mm Y: 445-485-520 mm



MIU 3'PIECE NESTING TABLE
W: 350 mm D: 490 mm Y: 550 mm



LARINA NESTING TABLE
W: 480 mm D: 480 mm Y: 505 mm
LARINA ROUND NESTING TABLE
W: 450 mm D: 450 mm Y: 535 mm



nesting tables

Nesting tables combine style and functionality and are a great choice for saving space. They also make it possible to create an active look.



LORI SIDE TABLE
W: 490 mm D: 350 mm Y: 550 mm



LIKYA NESTING TABLE
W: 480 mm D: 480 mm Y: 500 mm



ADEL SIDE TABLE
W: 600 mm D: 600 mm Y: 610 mm



NOVA NESTING TABLE
W: 450 mm D: 450 mm Y: 444 mm





LOGAN SIDE TABLE
W: 552 mm D: 552 mm Y: 554 mm



MIXX SIDE TABLE
W: 550 mm D: 550 mm Y: 650 mm



TOSCANA SIDE TABLE
W: 509 mm D: 509 mm Y: 554 mm



NICOLE NESTING TABLE
W: 400 mm D: 500 mm Y: 525 mm

side tables

These small and smart pieces are always at your side and your sofa's side! They move where you go and they carry out whatever task you give them without objection! In short, they are a home's problem-solving unsung heroes.



VALERI NESTING TABLE - NATURAL WALNUT
W: 620 mm D: 600 mm Y: 620 mm



TRINA ORANGE NESTING TABLE
W: 400 mm D: 420 mm Y: 450 mm



NUNA SIDE TABLE
W: 800 mm D: 300 mm Y: 592 mm



BRITA SIDE TABLE TEXTILE-OAK-MARBLE
W: 501 mm D: 501 mm Y: 458 mm



PIERO POUFFE COFFEE TABLE SET

ELIPTICAL COFFEE TABLE - W: 800 mm D: 410 mm H: 405 mm

LARGE COFFEE TABLE - W: 685 mm D: 685 mm H: 380 mm

MULTI-COLOUR COFFEE TABLE - W: 450 mm D: 450 mm H: 445 mm

POUF - W: 450 mm D: 450 mm Y: 470 mm



YANG COFFEE TABLE SET WITH POUF
COFFEE TABLES - W: 480 mm D: 480 mm H: 461 mm
WEST CONCEPT POUF - W: 760 mm D: 745 mm Y: 390 mm



RUTH COFFEE TABLE SET WITH POUF
COFFEE TABLE - W: 912 mm D: 900 mm H: 385 mm
SIDE TABLE - W: 512 mm D: 500 mm H: 560 mm
MONA CONCEPT POUF - W: 850 mm D: 600 mm Y: 360 mm



PERA COFFEE TABLE SET WITH POUF
MARBLE COFFEE TABLE - W: 890 mm D: 410 mm H: 383 mm
WALNUT COFFEE TABLE - W: 641 mm D: 641 mm H: 313 mm
MEIS CONCEPT POUF - W: 725 mm D: 725 mm Y: 355 mm

coffee table-pouf sets

Coffee tables with poufs are a choice that makes life much easier with designs that can serve different needs in living spaces of all sizes. With their modular structures, they can be used in different rooms based on their functions or layout. Just as the poufs within the sets come with different fabrics, pattern, and colour options, so the coffee tables come in a variety of sizes, materials, textures, and colours making them even more attractive for the user. The diverse range of materials coupled with their timeless designs mean they can adapt practically to changing styles of décor. All that remains is to make your choice according to the space, style and need.



FAUNA COFFEE TABLE SET
ELLIPTICAL COFFEE TABLE - W: 932 mm D: 432 mm Y: 430 mm
LARGE ROUND COFFEE TABLE - W: 500 mm D: 500 mm H: 400 mm
SMALL ROUND COFFEE TABLE - W: 350 mm D: 350 mm H: 480 mm



VIERA POUFFE COFFEE TABLE SET
RECTANGULAR COFFEE TABLE - W: 1230 mm D: 656 mm H: 380 mm
SIDE TABLE - W: 522 mm D: 522 mm H: 890 mm
ARETHA CONCEPT POUFFE - W: 715 mm D: 385 mm Y: 380 mm



CASTRO POUFFE COFFEE TABLE SET
COFFEE TABLE - W: 790 mm D: 790 mm H: 400 mm
SIDE TABLE - W: 490 mm D: 490 mm H: 600 mm
CASTRO CONCEPT POUFFE - W: 400 mm D: 400 mm Y: 430 mm



LUTIE POUFFE COFFEE TABLE SET
W: 604 - 694 mm D: 604 - 694 mm Y: 371 - 421 mm



RIOS POUF SET - I
SMALL CONCEPT POUF - W: 440 mm D: 420 mm Y: 190 mm
MEDIUM CONCEPT POUF - W: 550 mm D: 380 mm H: 430 mm
LARGE CONCEPT POUF - W: 1090 mm D: 500 mm H: 400 mm



RIOS POUF SET - II
SMALL CONCEPT POUF - W: 440 mm D: 420 mm Y: 190 mm
MEDIUM CONCEPT POUF - W: 550 mm D: 380 mm H: 430 mm
LARGE CONCEPT POUF - W: 1090 mm D: 500 mm H: 400 mm



MATERA CONCEPT POUFFE - I
W: 725 mm D: 725 mm H: 360 mm
ALTO CONCEPT POUF
PATTERNED - ANTHRACITE
W: 440 mm D: 440 mm H: 445 mm



ARVEN CONCEPT POUF SET SMALL - LARGE
W: 320 mm D: 320 mm H: 420 mm
W: 600 mm D: 600 mm H: 400 mm



AGNES COFFEE TABLE SET
Laser-cut, black, dark blue, turquoise / Marble-patterned / Oak patterned
W: 390 mm D: 390 mm H: 454 mm

more than just a coffee table

Whether it's a seating group or a corner set, when decorating a room, don't forget to add functional and stylish coffee tables to the mix to provide perfect visual balance! The modern lines in next-gen coffee tables are complemented by natural materials such as marble and wood and by gold and black metal detailing while their textures and patterns take the game to a whole new level.



COSTA SQUARE COFFEE TABLE BIANCO - MARMO
W: 800 mm D: 800 mm H: 300 mm



MERONI RECTANGULAR COFFEE TABLE MARMO - BIANCO
W: 1390 mm D: 800 mm H: 300 mm



MALEKI COFFEE TABLE SET
Laser-cut, dark blue, black, orange / Marble patterned / Walnut
W: 510 mm D: 510 mm H: 341 mm



Hilda Sofa Set
Maleki Coffee Table Set - Turquoise